


Deeply Madly Quilt

by L'Atelier Perdu



162x122cm (64"x48")

All measurements in centimeters. 2,54cm = 1 inch


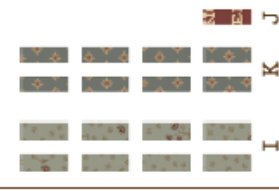
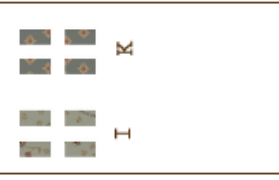
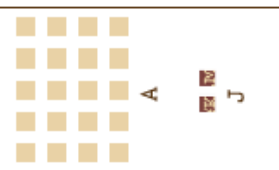

Scanner ou télécharger sur internet est interdit/Scanning or uploading to the internet is prohibited.

Copyright © 2017 - L'Atelier Perdu

Code Key	Tissu-Fabric	Ref-SKU	Qty
A		43419-4 Cream	2,80m - 3yd
B		43421-3 Tan	35cm - 3/8yd
C		43421-2 Blue	25cm - 1/4yd
D		43421-4 Cream	25cm - 1/4yd
E		43420-1 Red	25cm - 1/4yd
F		43423-2 Blue	25cm - 1/4yd
G		43423-4 Cream	25cm - 1/4yd
H		43423-3 Tan	25cm - 1/4yd
I		43417-2 Blue	25cm - 1/4yd
J		43418-1 Red	25cm - 1/4yd
K		43422-2 Blue	25cm - 1/4yd
		43422-1 Red	Blais-Binding

Fleurs aux 4 coins - Corner Flowers

Découpe pour une fleur - Cutting for one flower

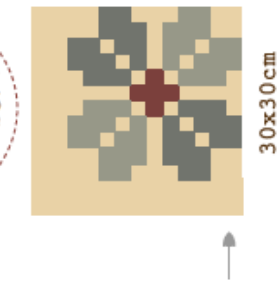
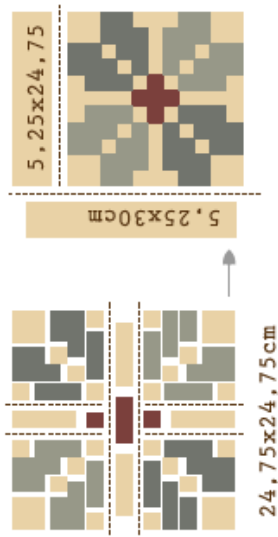
9x2,25cm	6,75x2,25cm	4,5x2,25cm	2,25x2,25cm	4,5x4,5cm
				
A	I	K	J	A

+  **A** 5,25x24,75cm


 **A** 5,25x30cm




Assemblage - Assembly



Répéter en miroir
Mirror and repeat





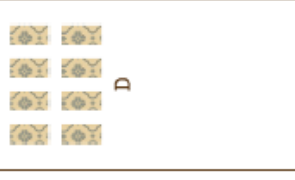
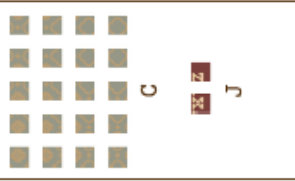

Répéter ce bloc avec ces couleurs F+K
Repeat this block in this colourway F+K



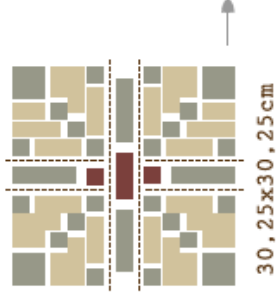
All measurements in centimeters. 2,54cm = 1 inch

Scanner ou télécharger sur internet est interdit/Scanning or uploading to the internet is prohibited.

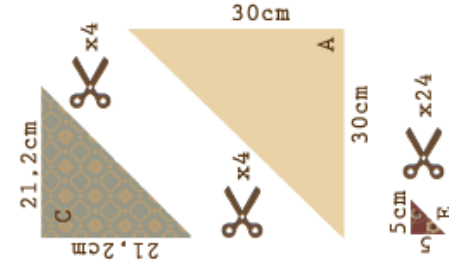

Fleur au centre - Centre Flower

11x2,75cm	8,25x2,75cm	5,5x2,75cm	2,75x2,75cm	5,5x5,5cm
				
C	D	D	J	C

Assemblage - Assembly



Retailer à/Trim to
30x30cm.







Coudre la base des triangles et appliquer les pointes.
Sew the long sides of the triangles and appliqué the tips.

Coudre la base des triangles et appliquer les pointes.
Sew the long sides of the triangles and appliqué the tips.

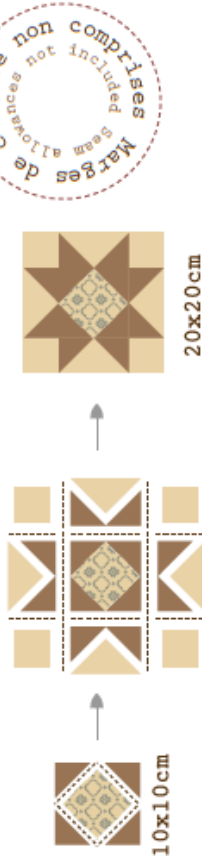
Copyright © 2017 - L'Atelier Perdu

Bloc Etoile - Star block

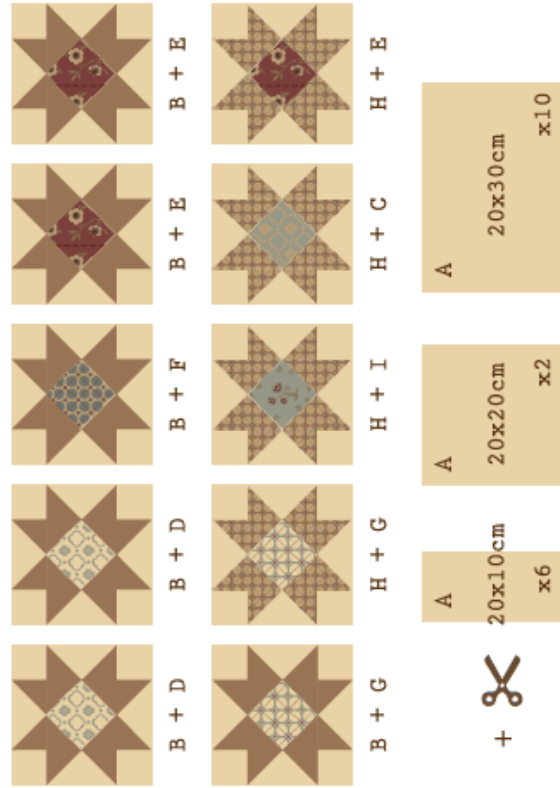
Découpe pour une étoile - Cutting for one star

5x5cm	10x5cm	7x7cm	5x5cm
			
A	A	D	B

Assemblage - Assembly



Répéter ce bloc avec ces couleurs pour obtenir 10 étoiles.
Repeat this block in these colourways to get 10 stars.



All measurements in centimeters. 2,54cm = 1 inch

Scanner ou télécharger sur internet est interdit/Scanning or uploading to the internet is prohibited.

Copyright © 2017 - L'Atelier Perdu

Finitions - Finishing

Superposer tissu dos, molleton et top. Quilter selon vos envies.
Border le contour avec un biais rouge 43422-1 d'1cm de large.

Layer the top with cotton batting and backing fabric.
Quilt as you like.
Sew a 43422-1 red binding strip (1cm wide) all around.

Enjoy !



atelierperdu.fr

[instagram.com/atelierperdu](https://www.instagram.com/atelierperdu)

atelierperdu.blogspot.com

All measurements in centimeters. 2,54cm = 1 inch

Scanner ou télécharger sur internet est interdit/Scanning or uploading to the internet is prohibited.

Copyright © 2017 - L'Atelier Perdu